



WEAVE™

Services

2020 Fiscal Year Impact Report (October 2019-September 2020)

Advocacy & Intervention



- 10,530 calls to 24/7 Support & Information Line
- 456 clients served in partnership with Law Enforcement
- 304 clients served by Anti-Trafficking Response Team (ART)
- 255 Sexual Assault Response Team (SART) Responses
- 221 chats with Domestic Violence victims



Counseling

- 888 clients received intakes
- 619 clients received group counseling
- 261 clients received individual counseling
- 52 children received individual counseling

Shelter & Housing



- 128 clients received 11,913 bednights of emergency shelter at Safehouse
- 100 clients received 560 emergency bednights in hotels
- 39 clients received 8,123 bednights of transitional housing
- 55 clients served in Mather Program



Legal Services

- 3,001 calls to Legal Line
- 651 legal screenings conducted
- 355 Family Law clients served
- 213 clients assisted with protection orders
- 43 representations at court proceedings

Prevention & Education



- 416 Community Education activities to 12,249 participants
- 1,416 registered users on WEAVE Learn
- 67 Rape Prevention Education Club meetings at schools
- 91 direct services to Sac State students
- 35 direct services to Los Rios college campus' students

Program Partnerships & Other Services



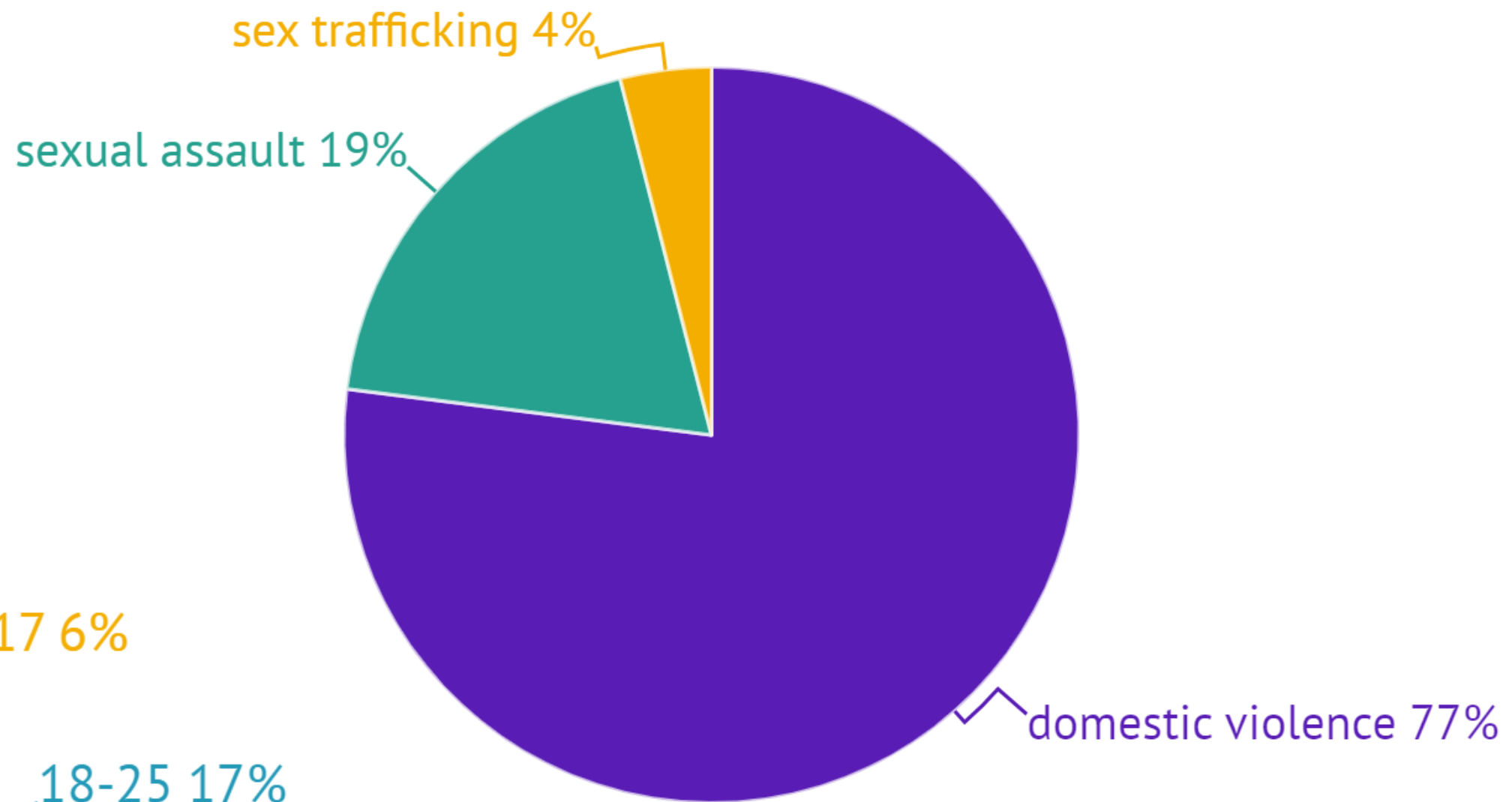
- 2,226 clients with disabilities and/or Access & Functional Needs
- 161 referrals to Elder Abuse Specialist
- 163 LGBTQ+ clients served
- 109 clients received Housing First services
- 83 Native clients received services
- 62 Incarcerated victims served



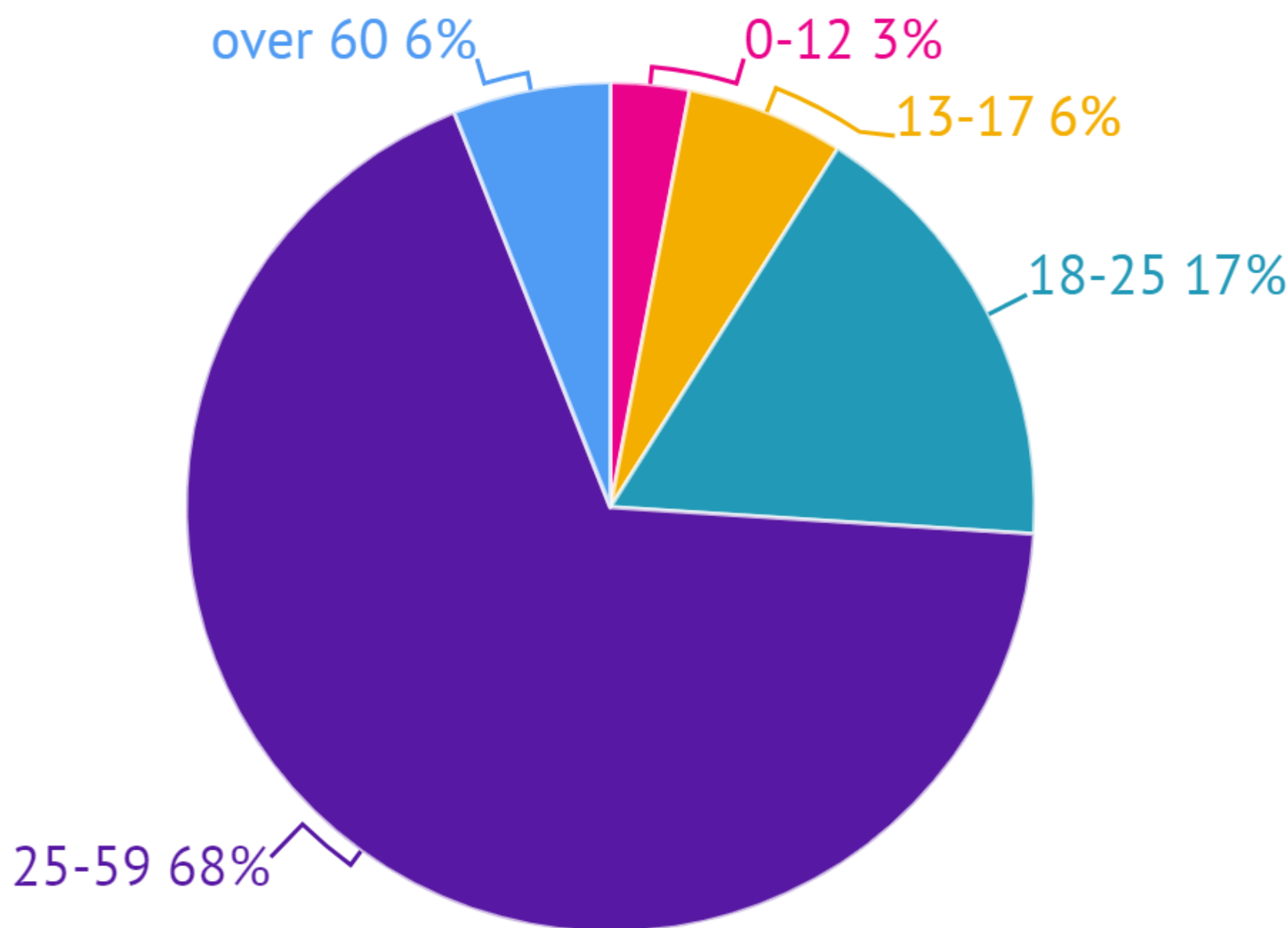
2020 Fiscal Year Impact Report (October 2019-September 2020)

numbers do not include individuals who did not disclose data

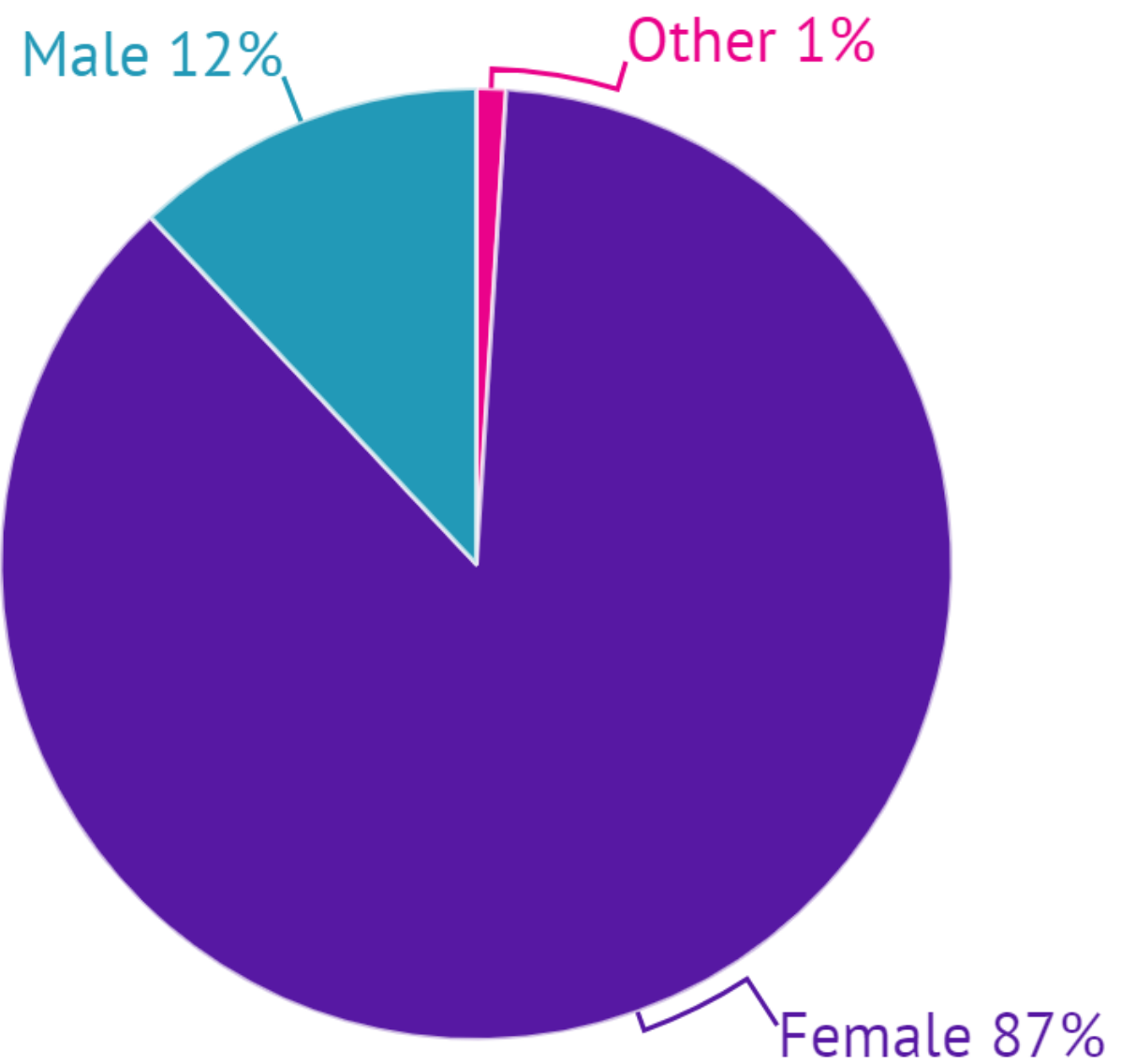
Service Category



Ages



Gender



Race/Ethnicity

